




Rotor Plate

The top tower sections are normally fitted with a rotor support plate and are pre-punched and drilled to accept a "Ham" type antenna rotor. Should the installation not require a rotor the support plate can be simply modified to accept an 'H' frame antenna by using a further plate which assembles over the standard rotor plate.



Climbable Towers

Although lightweight and portable the designed strength of these towers is such that a man can safely climb a 70 ft tower

Knock Down Kits

In order to minimise freight and labour costs, tower sections can be supplied as kits which comprise of all the components normally used in manufacture for customer's own assembly. A range of appropriate fastenings are available to suit customer's local assembly facilities.

